



LED Indicators

## **Pilot Lights with integrated LED**

Series CX and DX

# Series CX and DX

# Technical features

Body material: **Polycarbonate (PC) V0/UL 94**  
 Body colour: **Black**  
 Protection degree: **IP54**  
 Working temperature: **-20°C +60°C**  
 Operating life at AT 25°C: **> 100.000 h**  
**Not replaceable LEDs**



## Supply voltage +/- 10%

Power	Consumption	Current
12 Vac/dc	15-20mA	AC/DC
24 Vac/dc	15-20mA	AC/DC
48 Vac/dc	15-20mA	AC/DC
130 = 110-130 Vac/dc	15-20mA	AC/DC
240 Vac	15mA	Alternating Current
220 Vdc	9mA	Direct Current

Other power supplies on request



Available with integrated Lamp Test circuit (LT), to test all signals at once.



Integrated link for an easy wiring solution with 2.5mmq wires.



Tropicalization treatment available on request.



Easy to connect thanks to the Screw terminals or Flying Leads.



Optional Blinking Light (Max 130V).  
 High brightness thanks to the special Fresnel lens.



Screw head interchangeable with different colors.

Customs tariff: **85389091**

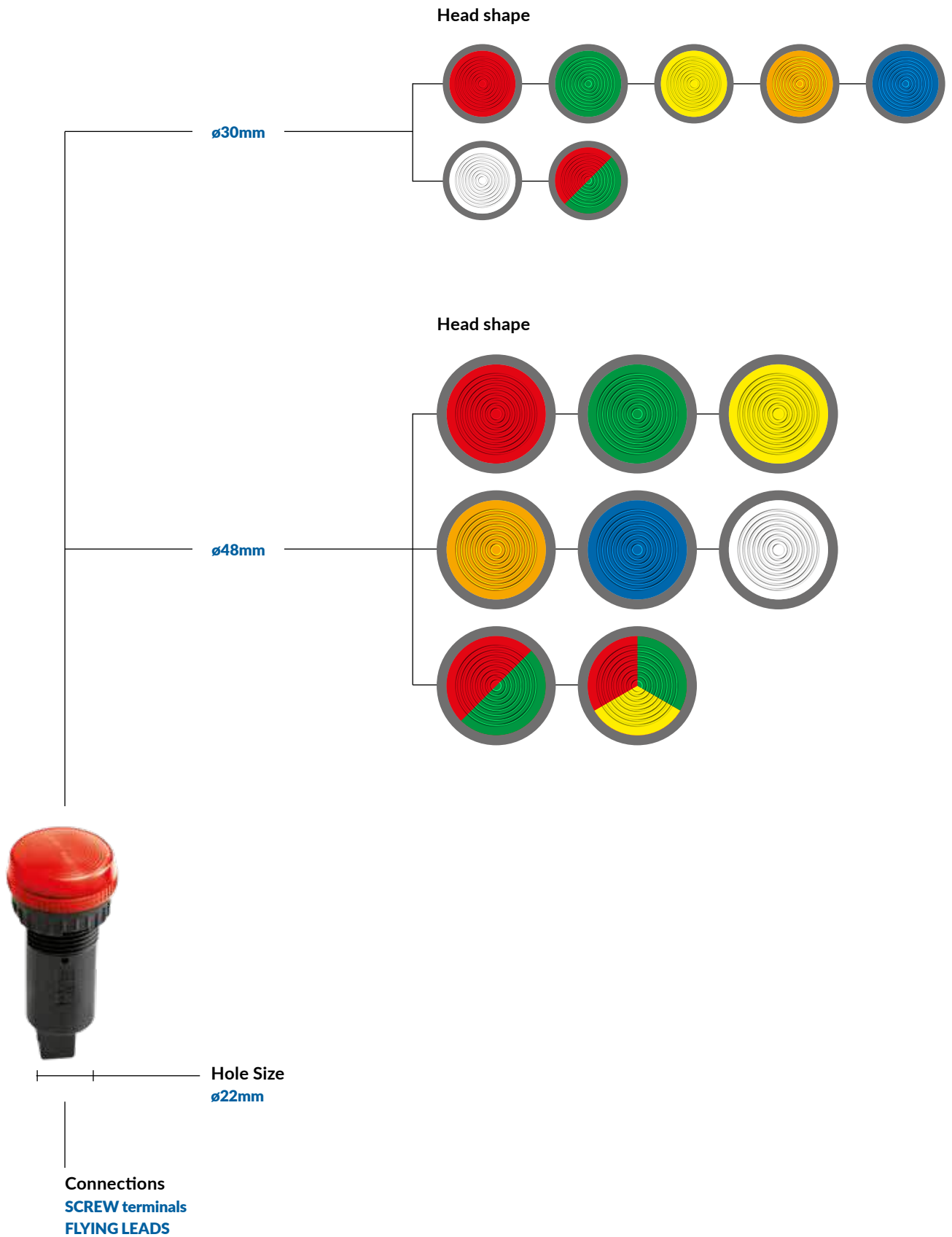
**DOMO reserves the right to change, amend, modify, suspend, continue or terminate all or any part of the Product range either in an individual case or in general, at any time without notice.**

Compliance:

- Directive 2006/95/EC Low Voltage**
- Directive 2004/108/EC Electromagnetic Compatibility**
- Directive 2011/65/EC RhOS**
- Directive 2006/42/EC Machinery**

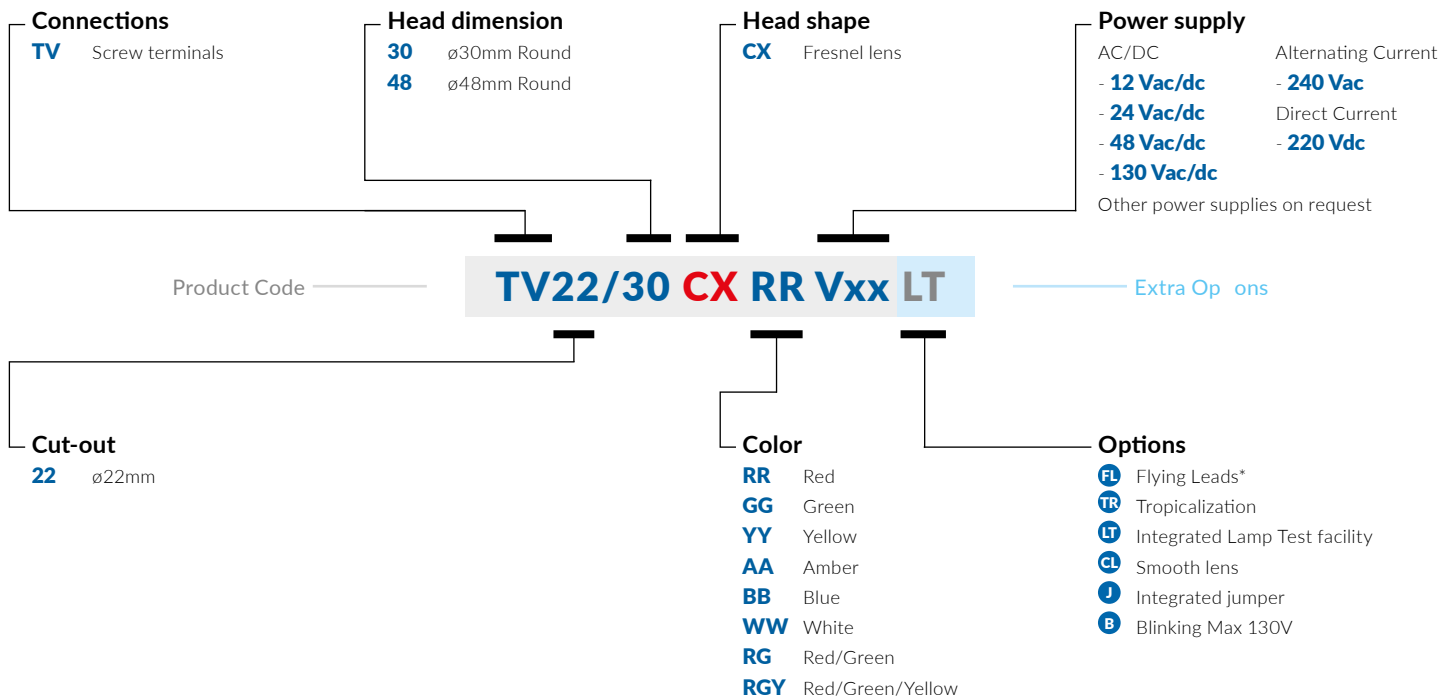
Conformity to standards:

- EN 60947.5.1 / EN 60073 / EN 60529 / EN 60068-2-6 / EN 60204.1 / EN ISO 7731 / EN 981 / IEC 536**



## Series CX - ø22mm

## Coding





# Series CX - ø22mm

# Product range

**ø30**  
Head ø30mm  
Cut-out ø22  
Weight 16g



**ø48**  
Head ø48mm  
Cut-out ø22  
Weight 25g



Colors

LED diffuser	LED
--------------	-----

## Standard type

● Red	● Red	TV22/30 CX RR Vxx	TV22/48 CX RR Vxx
● Green	● Green	TV22/30 CX GG Vxx	TV22/48 CX GG Vxx
● Yellow	● Yellow	TV22/30 CX YY Vxx	TV22/48 CX YY Vxx
● Amber	● Amber	TV22/30 CX AA Vxx	TV22/48 CX AA Vxx
● Blue	● Blue	TV22/30 CX BB Vxx	TV22/48 CX BB Vxx
○ White	○ White	TV22/30 CX WW Vxx	TV22/48 CX WW Vxx
		<b>FL TR LT CL J B</b> Max 130V	<b>FL TR LT CL J B</b> Max 130V No 12V

## Bicolor and Tricolor

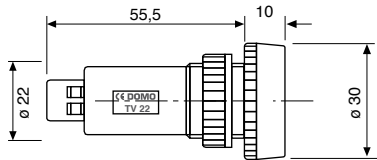
○ White	● Red/Green	TV22/30 CX RG Vxx	TV22/48 CX RG Vxx
○ White	● Red/Green/Yellow	-	TV22/48 CX RGY Vxx
		<b>FL TR CL</b>	<b>FL TR</b> No 12V

# Series CX - ø22mm

# Dimensions and wiring

## TV22/30 CX

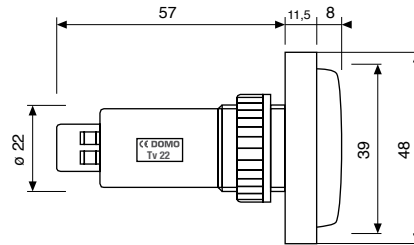
Dimensions mm 1:2



board thickness 10 mm  
clamping: threaded nut

## TV22/48 CX

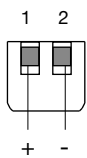
Dimensions mm 1:2



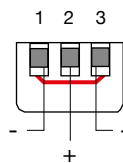
board thickness 10 mm  
clamping: threaded nut

### Screw terminal 14 AWG - 2,5mmq

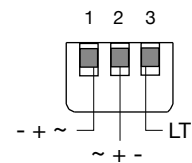
#### Monocolor



#### Monocolor + Jumper

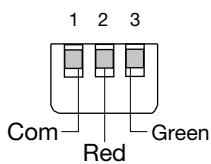


#### Monocolor + Lamp Test (LT)



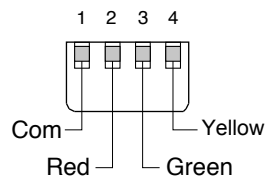
### Screw terminal 14 AWG - 2,5mmq

#### Bicolor




### Screw terminal 16 AWG - 0,75 ÷ 1,0mmq

#### Tricolor

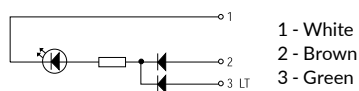


### Flying Leads

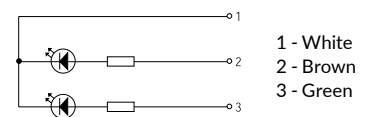
#### Monocolor



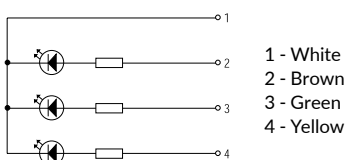
#### Monocolor + Lamp Test (LT)



#### Bicolor

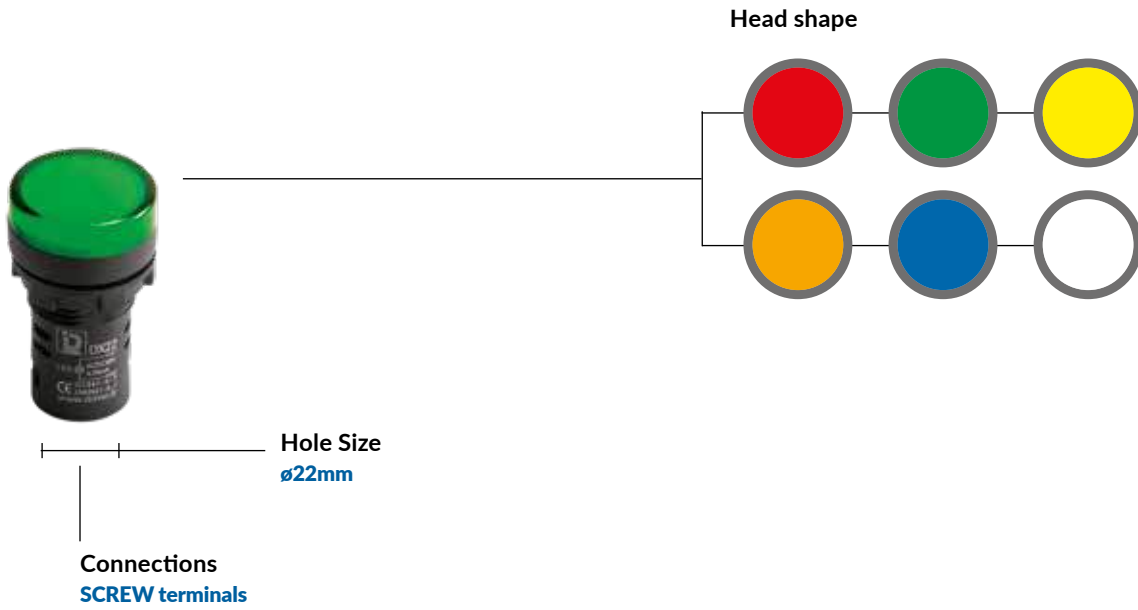


#### Tricolor

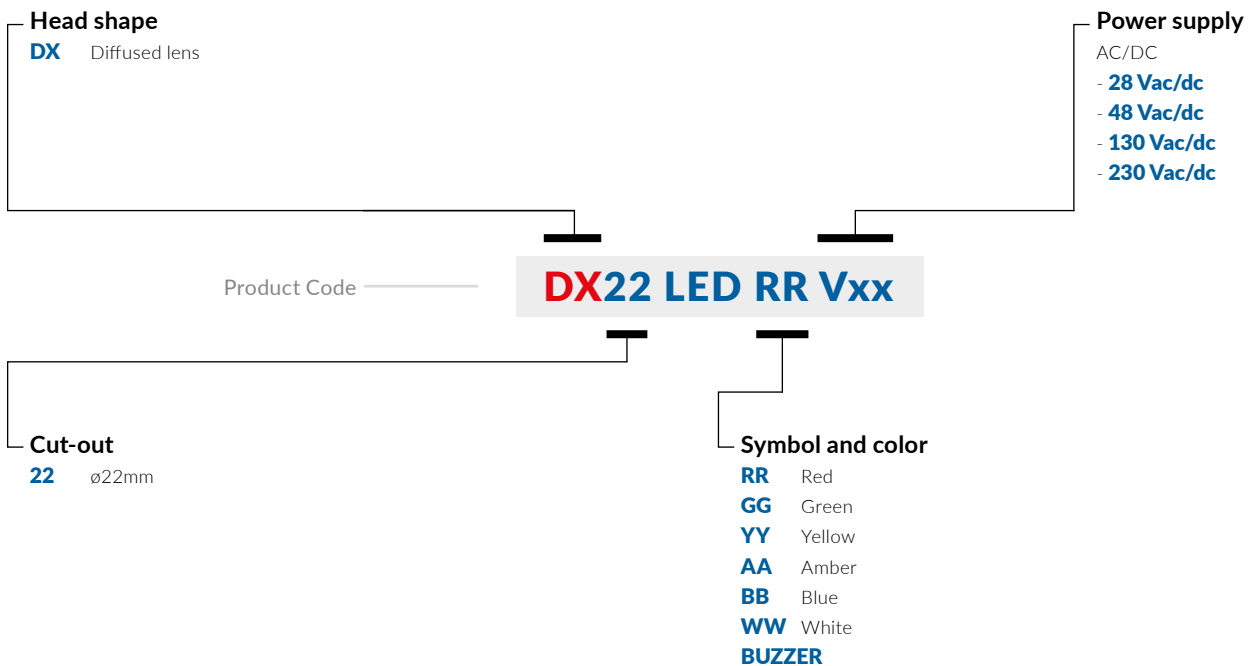




# Series DX - ø22mm



# Series DX - ø22mm



Series DX -  $\varnothing 22\text{mm}$ 

## Product range

**$\varnothing 30$**   
 Head  $\varnothing 30\text{mm}$   
 Cut-out  $\varnothing 22$   
 Weight 20g



Colors

LED diffuser	LED
--------------	-----

## Standard type

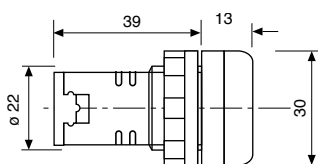
● Red	● Red	DX22 LED RR Vxx
● Green	● Green	DX22 LED GG Vxx
● Yellow	● Yellow	DX22 LED YY Vxx
● Amber	● Amber	DX22 LED AA Vxx
● Blue	● Blue	DX22 LED BB Vxx
○ White	○ White	DX22 LED WW Vxx

Series DX -  $\varnothing 22\text{mm}$ 

## Dimensions and wiring

## DX

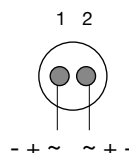
Dimensions mm 1:2



board thickness 10 mm  
 clamping: threaded nut

Screw terminal 14 AWG - 2,5mmq

Monocolor or Buzzer





## Comparative table

Pushbutton	
Pushbutton	
Pushbutton	
Pushbutton	
Double pushbutton	
Illuminated pushbutton	
Emergency mushroom	
Keylock switch	
selector switch	
Emergency for safety	
<b>Design</b>	
Protruding	•
Flushmounting	•
Round	
Square	
Rectangular	
<b>Front protection (internal test)</b>	
IP40	•
IP54	
IP65	
IP67	
<b>Contact rating</b>	
10A	
5A	
<b>Mounting Cut-out</b>	
Ø18	
Ø18.5	
Ø19	
Ø20	
<b>Accessories</b>	
Accessories (internal test)	
Accessories (internal test)	
Accessories	
Accessories (internal test)	
Accessories (internal test) with mounting bracket (Ø18)	
Accessories	



# Comparative table



Series	SFT	SLT	CR	PI	ML	VEB	PHR	
	Spherical	Spherical	Semaphore	Position	Multitiled	Extrabright	Beacon	
Page	pagina 12	pagina 12	pagina 26	pagina 26	pagina 50	pagina 64	pagina 74	
<b>Function</b>								
Indicator	•	•	•	•	•	•	•	
Buzzer								
Pushbutton								
Double pushbutton								
Illuminated pushbutton								
Emergency mushroom								
Keylock switch								
Selector switch								
Emergency for safety								
<b>Design</b>								
Protruding	•	•	•	•	•	•	•	
Flushmounting			•	•				
Round	•	•	•	•	•	•	•	
Square			•	•	•			
Rectangular								
<b>Front protection (internal test)</b>								
IP40					•			
IP54	•	•	•	•	•		•	
IP65					•	•		
IP67								
<b>Contact rating</b>								
10A								
5A								
<b>Mounting Cut-out</b>								
Ø8								
Ø12								
Ø16	•		•	•		•	•	
Ø22	•	•	•	•	•	•	•	
<b>Terminal</b>								
Faston 2,8x0,8	•	•	•	•	•	•	•	
Faston 2,8x0,5								
Screw	•	•	•	•	•	•	•	
Push-in (future)	F	F	F	F	F	F	F	
BA9s, Ba7s, E10, MG, BA15d, BA15s, E14								
<b>Marking</b>								
Paint, Engraving, Film insert				•	•			
<b>Option</b>								
Lamp Test (LT)	•	•	•	•	•			
Inbuilt Diode to avoid reverse feeding (PD)	•	•	•	•	•			
Blinking (B)	•	•					•	
Tropicalization (TR)	•	•	•	•	•	•	•	
Double input + double lamp test (2C+2LT)			•					
Low voltage glow protection (LVGP)	F	F	F	F	F	F	F	
RGB color		•						
Compatible for DOMO Mosaic Mimic								
Protruding	•	•	•	•	•	•	•	
Flushmounting			•	•	•			

F = Future



## Accessories and spare parts Ø16mm

**Round label holder**  
Weight 1g



SIM16/24 PTR

**Square label holder**  
Weight 1g



SIM16/24 PTS

**Fastener for type B elements**  
Weight 2g



ASB18  
ASB24

**Reducer ring from ø22mm to ø16mm**  
Weight 2g



ARF 22/16

**Labels**  
Weight 4g



SIM16/24 TOW

**Protective slides**  
Weight 4g



SIM16/24 VPK

**Tightening wrench**  
Weight 9g



ACK 22/16

**Contact ring filler for Pushbutton Switches' central contact**  
Weight 1g



CD16 A3 EC

# Accessories and spare parts Ø22mm

**Round label holder**  
Weight 2g



SIM22/30 PTR

**Square label holder**  
Weight 2g



SIM22/30 PTS

**Fastener for type B elements**  
Weight 3g



ASB 30

**Reducer ring from ø30mm to ø22mm**  
Weight 2g



ARF 30/22

**Labels**  
Weight 4g



SIM22/30 TOW

**Protective slides**  
Weight 4g



SIM22/30 VPK

**Tightening wrench**  
Weight 9g



ACK 22/16

**Lamp extractor**  
Weight 2g

Compatible with:  
BA9s, BA7s, T5.5, T5.5k, MG



AEL BA9s/T5,5

**DOMO S.r.l.**

Via Leone Tolstoj, 34  
20098 San Giuliano Milanese (MI)  
ITALY

 +39 02 98240540  
 +39 02 9848601  
 [info@domo.it](mailto:info@domo.it)  
[www.domo.it](http://www.domo.it)



LED Indicators



LED Lamps



Pushbutton Switches



Switchgears



Control and Annunciator Panels



Safety and Light



Mosaic Mimic Panels