

Energy Brain Cloud



Energy Brain Cloud is the software for displaying and managing via a web browser (on a variety of devices such as PCs, tablets and Smartphone) the data, the measurements, instantaneous and historic graphs acquired by Electrex devices.

The cloud computing technology makes possible to manage the collected data via a standard Internet browser without installing any software on the user's computer or mobile device.



The Dashboard

Energy Brain Cloud is composed of an instrument panel (dashboard) in which it is possible to manage several functionalities. The basic elements of the dashboard are graphical components called widgets. Through the widgets the user can view, among instantaneous and historical values, states (on / off), alarms, etc.. using standard or custom graphical interfaces.



The user can select the Widget with the desired measures and compose their own personalized dashboard.



The widgets

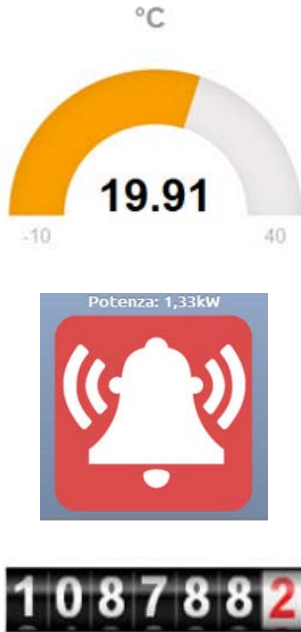
The widgets can display the values for all measurements collected by Electrex instruments: electricity, temperature, humidity, luminosity, gas, water, steam, CO2, compressed air, calories, etc.. or values calculated starting from the measures (e.g. Euro).



Currently there are 3 types of widgets:

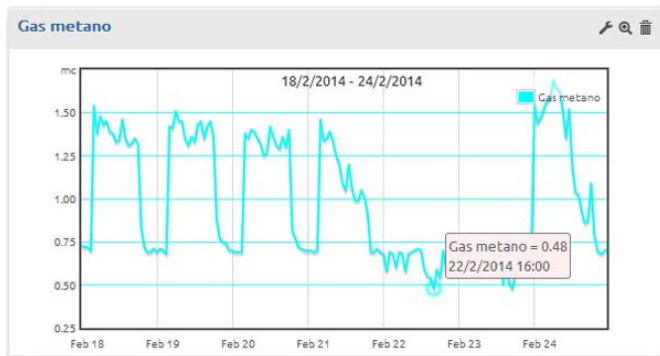
Measures

The Measure widgets show instantaneous measurements, counters, alarm states, ON/OFF states.



Charts

The Charts widgets display the charts previously configured through Energy Brain software.



Custom

The Custom widgets display customized Web pages and interfaces.



Example of a custom widget

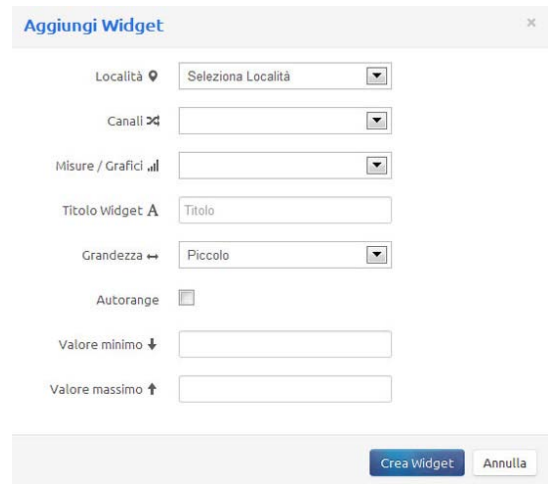
The Menu

In order to compose the dashboard, the user has at its disposal this menu:

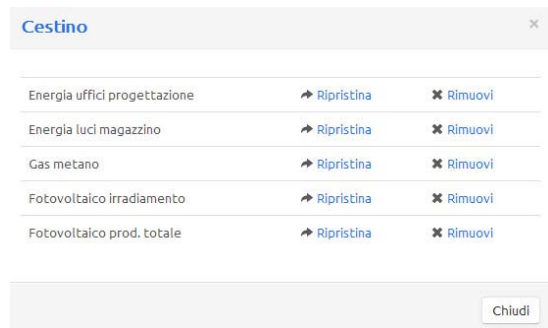


Using the menu the user can:

- Create, change position by dragging and configure the widgets



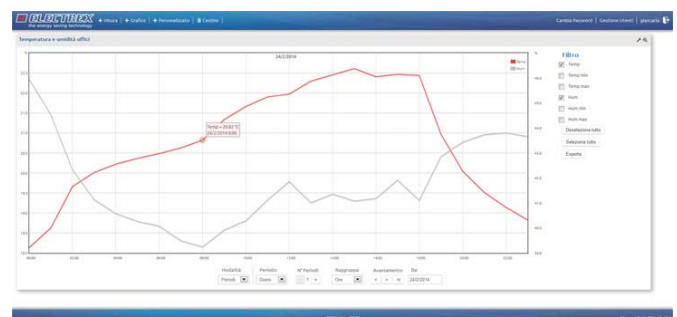
- Restore any widget previously moved to the trash or remove it permanently



- Manage the widget size in order to display more clearly the content.
- The administrator can manage the users of Energy Brain Cloud.

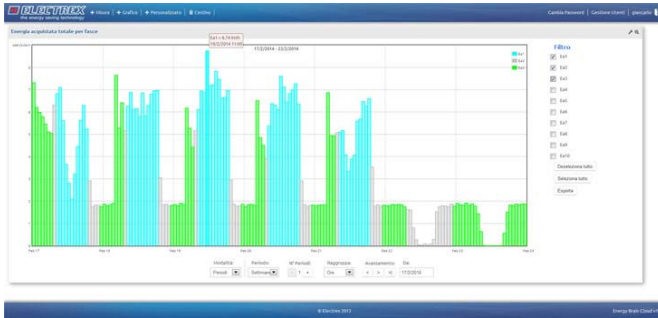
The interactive modality of the Charts widget

Clicking on the zoom you can switch to the interactive modality of the widget



Daily temperature (°C) and humidity chart (%)

- Hide or show the curves of data related to the graph

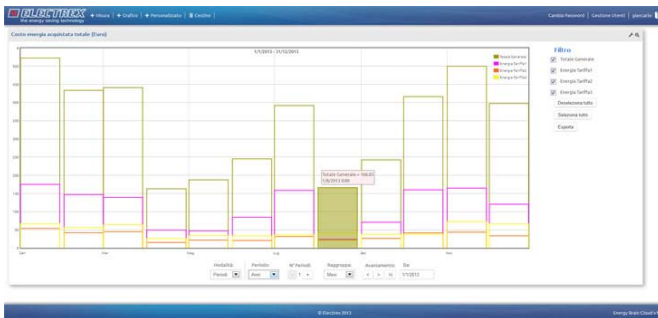


Weekly electricity (kWh per each tariff) chart

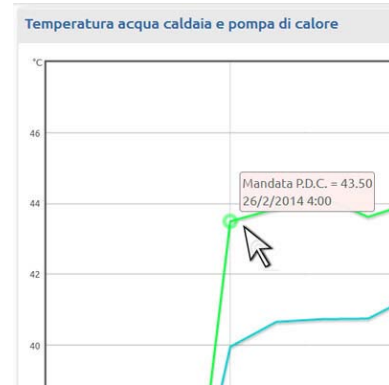
Filtro

- Pm
 - Qm
 - Sm
 - PF
 - C1
 - C2
- Deseleziona tutto
- Seleziona tutto

- Display through tooltip the value displayed on the charts



Monthly energy costs in euro per each tariff chart

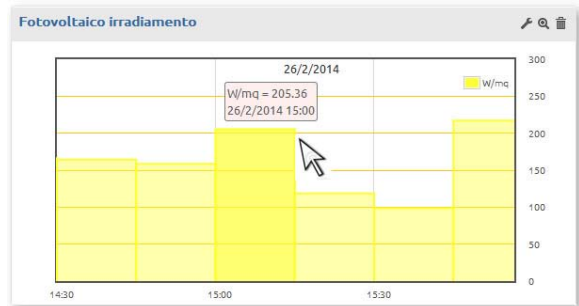


Delivered water temperature (° C) of the heat pump

- Zoom in or out on the data displayed on the charts



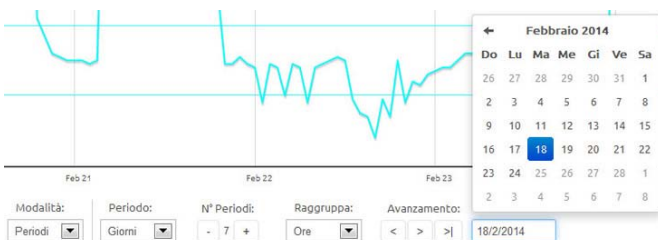
Weekly gas consumption chart (mc)



Zoom on the value of irradiance (W / sq m) of a photovoltaic plant

In the Chart widgets you can also:

- Activate or deactivate the data series curves displayed on the chart (15 min, hours, days, weeks, months, years).



Selection mode for period and sampling

- Export the values in CSV files

	A	B	C	D	E
1	Data	Ea[Totale] Euro	Ea[1] Euro	Ea[2] Euro	Ea[3] Euro
2	gennaio-13	€ 295,85	€ 174,85	€ 53,67	€ 67,33
3	febbraio-13	€ 245,55	€ 147,05	€ 42,15	€ 56,35
4	marzo-13	€ 247,92	€ 139,10	€ 44,84	€ 63,98
5	aprile-13	€ 90,73	€ 48,99	€ 15,46	€ 26,28
6	maggio-13	€ 103,21	€ 47,20	€ 21,85	€ 34,16
7	giugno-13	€ 138,51	€ 84,49	€ 20,54	€ 33,48
8	luglio-13	€ 226,33	€ 158,34	€ 31,66	€ 36,33
9	agosto-13	€ 88,11	€ 24,34	€ 21,95	€ 41,82
10	settembre-13	€ 135,32	€ 70,80	€ 26,57	€ 37,95
11	ottobre-13	€ 240,12	€ 160,03	€ 41,75	€ 38,34
12	novembre-13	€ 281,03	€ 164,77	€ 43,43	€ 72,83
13	dicembre-13	€ 220,92	€ 120,46	€ 33,54	€ 66,92
14		€ 2.313,60	€ 1.340,42	€ 397,41	€ 575,77

Electricity costs (Euro) divided by months

Multiuser interface

Energy Brain Cloud allows multi-user through an authentication interface. Each user can access only the data that has been enabled by the system administrator.



Versions

Energy Brain Cloud can be used in three modalities:

- The software is installed at the facility of the end user, where is installed also the Electrex energy monitoring network, and manages it autonomously
- As a service managed by third parties: a third party (Energy Consultants, Energy Service Company, associations, etc.) installs and manages Energy Brain Cloud at its facility and offers to its end customers / partners access to their data as a service
- As a service managed by Electrex: we take care to download the data from the instruments, of the Electrex monitoring network, installed at the end users facility and put them at their disposal as a service.

How to order

Type	Code
ENERGY BRAIN CLOUD 32 -100 SK	PFSWEC1-SK
ENERGY BRAIN CLOUD 300 - 1000 SK	PFSWEC2-SK
ENERGY BRAIN CLOUD 32 - 100 HK.....	PFSWEC1-HK
ENERGY BRAIN CLOUD 300 - 1000 HK.....	PFSWEC2-HK

Subject to modification without prior notice
 Datasheet Energy Brain Cloud 2014 02 04-ENG

Distributor
